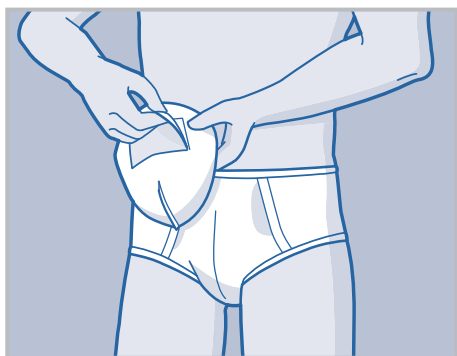


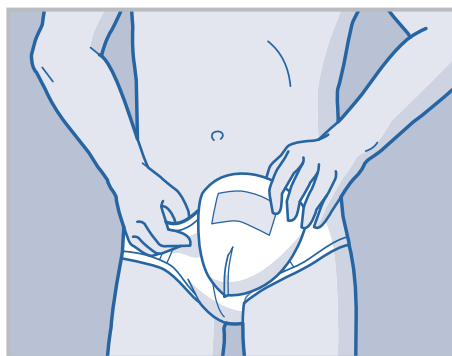
# Attends® For Men



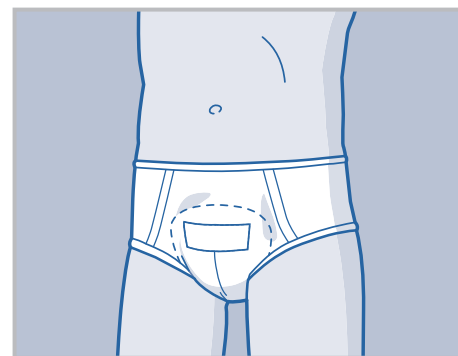
## Fitting Guide



**1** Ensure that the pad is folded out with the wider section of the pad facing upwards (as shown by the arrows on the release paper). Remove the release paper.



**2** Secure the pad into your underwear making sure that it keeps its 'cup' shape.



**3** Fasten the pad with the fixation tape to the inside of your own close fitting underwear ensuring that the tape is not next to the skin.

## Hints and Tips

### Selection

- Choose the absorbency of pad required according to individual client assessment.
- For optimal performance, we suggest using the pad in combination with close fitting underwear.
- We would not recommend the use of boxer shorts.

### Disposal

- Roll up the pad and dispose as per your Trust's clinical waste policy.
- Do not flush the pad down the toilet.

For more information visit [www.attends.co.uk](http://www.attends.co.uk)